

OXFORD learning link direct

By the People

BRIEF FIFTH EDITION

Welcome to *By the People*, Brief 5E! To help you get off to a smooth start this term, this Student Quick Start Guide will cover essential information about using and accessing your text's digital resources within your school's learning management system (LMS) via Oxford Learning Link Direct.

What's Inside

- [Activating Your Access to Resources](#)
- [Getting Acquainted with Your Resources](#)
- [Where to Go for More Help](#)
- [Student FAQ](#)

How Students Will Register for Your Course

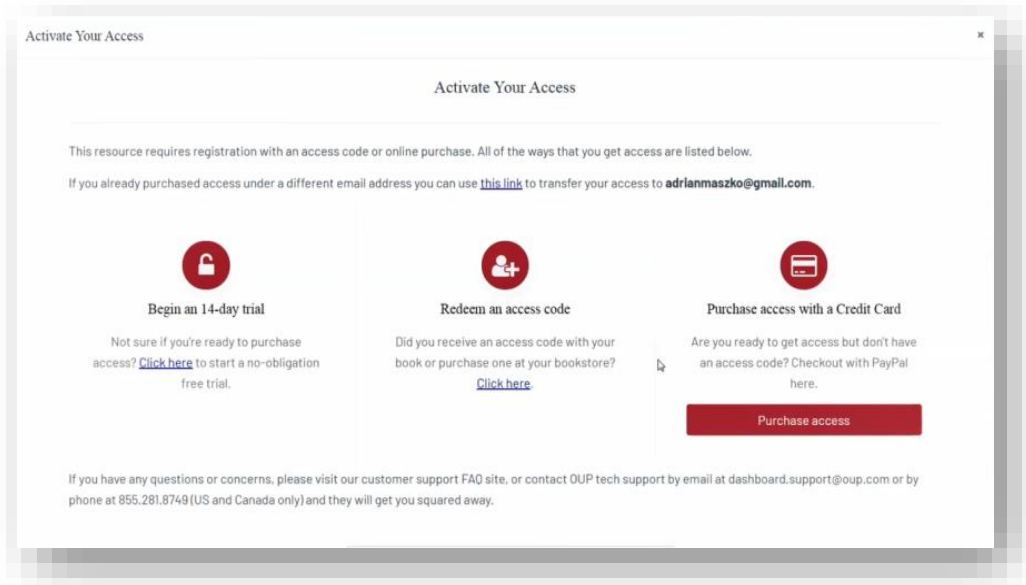
Follow these 3 simple steps to activate your access to the Oxford materials in your LMS.

Step 1: Navigate

- First, log in to your institution's learning management system (LMS) and access your course.

Step 2: Activate Access

- The Oxford University Press resources will look a lot like the other resources in your course; however, the first time you encounter one that's protected you'll be asked to Activate your Access by entering a redemption code, purchasing access, or starting a free trial.



STUDENT QUICK START GUIDE: ACTIVATING YOUR ACCESS TO RESOURCES

- **If you select “Redeem an access code”,** you’ll be prompted to enter the access code you received with the purchase of your book or through your bookstore and then hit “Redeem”. You’ll then have access for the duration of time denoted with the code.

Activate Your Access

Did you receive an access code with your book or purchase one at your bookstore?

Your access code is 16 characters, not including hyphens, and is not case sensitive. Access codes may typically only be redeemed only once. If you purchased a used book or rented a book, the previous owner may have already redeemed the code. If so, you can still purchase access here using your credit card or ask your local bookstore if they stock standalone access code cards.

xxxxxxxx-xxxx-xxxx

Redeem

[Click here](#) to return to all of the ways that you get access to this and other protected resources.

If you have any questions or concerns, please visit our customer support FAQ site, or contact OUP tech support by email at dashboard.support@oup.com or by phone at 855.281.8748 (US and Canada only) and they will get you squared away.

- **If you select “Purchase access with a Credit Card”,** you’ll be prompted to checkout with PayPal. You will notice that much of the information has been populated.
- Finished entering your information, click “Continue,” and follow the prompts to process your purchase.

Are you ready to get access but don't have an access code? Checkout with PayPal here.

Complete the form below to complete your purchase on PayPal.com. No account is required for this process, you may choose to use one or checkout as a guest. If you meant to redeem an access code to access these protected resources please click here.

First Name:

Last Name:

Email:

Course Name:

Country:

State/Province/Region:

City:

Address:

Zip/Postal Code:

protected by reCAPTCHA

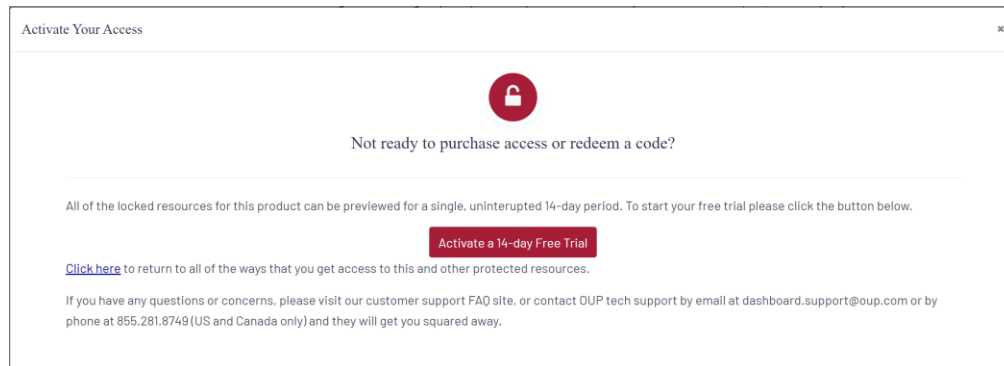
Continue

[Click here](#) to return to all of the ways that you get access this and other protected resources.

Note that no PayPal account is required for this process. You may choose to use one or checkout as a guest.

STUDENT QUICK START GUIDE: ACTIVATING YOUR ACCESS TO RESOURCES

- **If you select “Begin a trial”, you will have full access to your Oxford course material for the duration of the trial length specified on the screen. After the completion of the trial period, you will be prompted to redeem an access code or purchase access in order to continue accessing protected content.**
 - OUP will automatically count down the days of your free trial
 - All of your work during the trial period will be saved!



Step 3: Use

- Return to your course in your institution’s LMS; then, **try opening the same resource that had been locked before.** Notice that it’s no longer locked!

Need help? Contact the Digital Support Team at:

Email: LearningLinkDirect.Support@oup.com

Phone: 855-281-8749

Website: <https://oup.softwareassist.com/>


Digital Support Hours:

- Monday–Friday: 9:00am–11:00pm (EST)
- Saturday: 11:30am–8:00pm (EST)
- Sunday: 11:30am–11:00pm (EST)

What You Will Find

Student access to Oxford's digital learning Resources for *By the People*, Brief 5E includes:

- **Oxford Insight Study Guide**, a personalized digital learning tool that reinforces key concepts from Oxford texts and encourages effective reading and study habits.
- **An Enhanced eBook** that combines high quality text content with multimedia and self-assessment activities to deliver a more engaging and interactive learning experience.
- **Issue Navigator Features** offering an interactive way to explore data related to major issues in American politics today, allowing students to reflect on the sources of their own views and opinions.
- **NEW! Threaded Message Board Activities** that encourage civil debate on key topics presented in the Issue Navigators.
- **Interactive Media Activities** that reinforce key concepts with real-world situations, allowing students to be decision makers in political issues.





***NOTE:** activities and quizzes completed in the eBook are for self-study and do NOT report to a gradebook. Results will only be recorded for assessments assigned and accessed through your LMS Home or Assignments screen.

What You Will Find

Student access to Oxford’s digital learning Resources for *By the People*, Brief 5E includes:

- **Media Tutorials** presenting videos that address important contemporary issues, including civil rights, political participation, interest groups, executive orders, free trade and protectionism, and more.
- **NEW! “In the News” online features** that bring current news stories into the classroom with a new story offered each week.
- **Chapter Quizzes**—including both multiple-choice and essay questions—that test students’ grasp of the material.
- **Flashcard activities** that review and reinforce the many new terms introduced in each chapter.
- **Key Terms Quizzes**
- **PowerPoint Presentations**
- **Videos and Weblinks**
- **Practice Tests**
- **Essay Questions**

OXFORD
insight study guide



***NOTE:** activities and quizzes completed in the eBook are for self-study and do NOT report to a gradebook. Results will only be recorded for assessments assigned and accessed through your LMS Home or Assignments screen.

Using Oxford Insight Study Guide

Your Oxford Learning Cloud course incorporates Oxford Insight Study Guide, a powerful, personalized digital learning tool designed to help you succeed in your course.

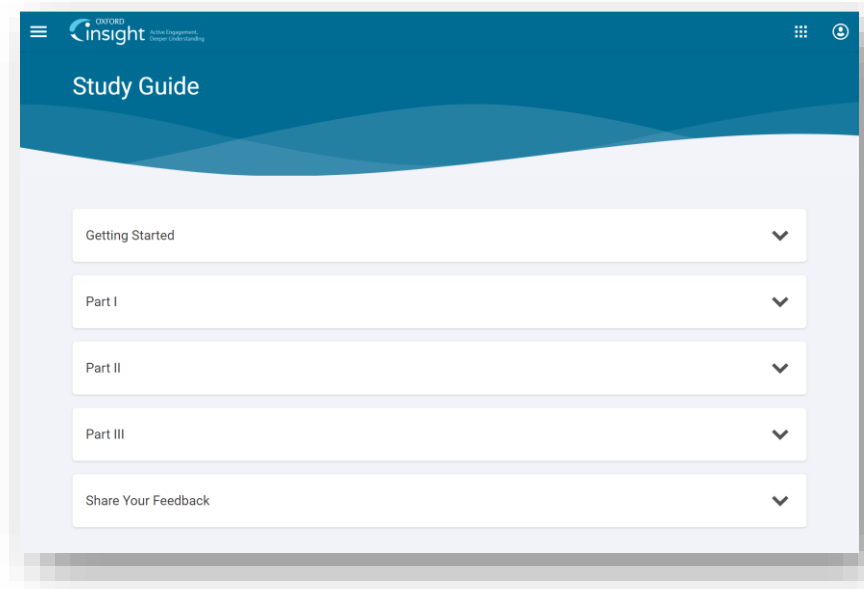
Use Oxford Insight Study Guide to:

- Check and reinforce your understanding of what you read in your textbook
- Get personal practice that prioritizes the areas where you need the most help
- Prepare for high-stakes exams in fun, game-like environment
- Optimize your learning—and your grades



Navigating the Study Guide

- Click on the **Oxford Insight Study Guide** module within your course in your school's LMS
- Review the **Getting Started** unit with the guide, an introductory walkthrough of the Insight Study Guide student experience.
- **A study guide module for each chapter of your text** can be accessed from your Study Guide homepage.
- Be sure to **Share Your Feedback** on your study guide experience via the brief survey at the bottom of the course.





Working Through A Study Guide Chapter

- Each chapter of the Study Guide consists of four parts, and each part has multiple exercises.
- As you progress through the Study Guide, **you'll be earning stars toward a target score**. Each Study Guide chapter has its own target score, and achieving the target score for a given chapter earns you a score of 100%.
- **After reading a chapter, work through Parts 1-3** of the Study Guide to cement your knowledge, check your understanding, and apply concepts.
- **Then come back to practice in Part 4, Personal Practice**, where you'll start with the areas that are the most challenging for you. You can practice as long as you need to in order to reach your target score.
- **If you wait 12 hours between completing Part 3 and starting Part 4, you will earn 50 extra bonus stars**. Spacing out your Study Guide sessions will help with long-term retention of the material.
- Feel free to leave and come back as many times as needed. Your progress is saved when you click the **Save and continue** button at the end of every exercise. When you return, you will find yourself at the beginning of the next exercise.



★ 365

Achieve this number of stars to get 100%



Part 1: Review and Recall

 10 exercises  75



Part 2: Check Your Understanding

 10 exercises  130

Part 3: Apply Your Knowledge

 2 exercises  112

Part 4: Your Personalized Practice

 35 exercises  Unlimited

Submitting your work in the Study Guide

Your instructor can view student progress through the guide and may assign modules as part of your required course work. There are three ways to submit your Study Guide work.

1. **Target score submission:** Once you have achieved the target number of stars for a Study Guide, it will automatically be submitted to the Oxford Insight gradebook with a score of 100%.
2. **Due date submission:** If your instructor has set a due date for the chapter, and you have not yet achieved the target score, your current score for that chapter is automatically submitted at 11:59 PM on the specified due date.
3. **Voluntary submission:** Any time after completing Parts 1-3, you may opt to submit your current score and finish the chapter before achieving the target score via the submit button.



After submission, subsequent visits to the Study Guide are in review mode. Review mode allows you to view the correct answers for all questions. Once in review mode, questions cannot be tried again and your score cannot be re-submitted.

Contact the Oxford University Press Digital Support Team for assistance with:

- Redeeming an access code or activating access to Oxford materials in your LMS
- Content issues/concerns

Oxford University Press Digital Support

Email: LearningLinkDirect.Support@oup.com

Phone: 855-281-8749

Website: <https://oup.softwareassist.com/>

Digital Support Hours:

- Monday–Friday: 9:00am–11:00pm (EST)
- Saturday: 11:30am–8:00pm (EST)
- Sunday: 11:30am–11:00pm (EST)

Support Tips:

- Don't be shy about calling. Often the quickest and most efficient way to resolve your issue is by phone.
- Record the incident or case number that the Support team assigns to your question/request. Your instructor may ask for this if you are concerned that your issue may impact your ability to complete coursework
- If you are reaching out about difficulties registering with an access code, please be prepared to provide your code to the Support team.

Contact your school's IT Department for assistance with:

- Accessing your school's learning management system
- Non-Oxford content

Q: How do I activate access to the digital resources for my textbook?

A: Follow the three simple steps listed in the [Activating Access to Resources](#) section to begin using Oxford's digital learning resources.

Q: What technical support resources are available to me?

A: Our dedicated **Digital Support Team** is available by phone and email to assist students with technical questions. For support regarding Oxford content or gaining access to Oxford content, contact our Digital Support Team at:

- **Email:** LearningLinkDirect.Support@oup.com
- **Phone:** 855-281-8749
- **Website:** <https://oup.softwareassist.com/>
- **Digital Support Team Hours:**
 - Monday–Friday: between 9:00am–11:00pm (EST)
 - Saturday: between 11:30am–8:00pm (EST)
 - Sunday: between 11:30am–11:00pm (EST)

Q: Is it really worth accessing OUP's digital learning resources for this course?

A: Yes! OUP's premium digital content will help you succeed in your course and complete assignments.

Q: How long will I have access to the digital learning tools for my book?

A: You will have access to OUP's digital content for **the duration of your course**.

Q: Is access to the digital learning resources included if I purchase a new book?

A: Yes! **All new print and digital copies of the text automatically include a one-time-use access code that allows students to unlock our premium digital content for no additional cost.**

Q: What if I purchased a used or old edition of the book?

A: If you purchased a used book, OUP provides you with the option to purchase **stand-alone access** to our digital content.

Q: What if I'm not prepared to purchase the text or stand-alone access at the start of the term?

A: Students who are not prepared to redeem their access code or purchase access at the start of the term will have the option to activate a 14-day free trial. Additional details can be found in the [Activating Access to Resources](#) section of this guide. This free trial option ensures that you'll have access to an eBook and all of the material that you'll need for your class on day one.

Q: Which internet browsers best supports the use of OUP's digital learning resources?

A: OUP's digital learning resources work best with **Chrome** and **Firefox**. Use of Internet Explorer is strongly discouraged.

Q: What do I do if I am having problems logging into my course?

A: If you can't login to your school's learning management system (LMS), contact your local IT department . If you're having trouble accessing Oxford content within your LMS, contact the OUP Digital Support team referenced previously.