

OXFORD learning link direct

By the People

BRIEF FIFTH EDITION

Welcome to *By the People*, Brief 5E! To help you get off to a smooth start this term, this Instructor Quick Start Guide will cover essential information about using and accessing your text's digital resources within your school's learning management system (LMS) via Oxford Learning Link Direct.

What's Inside

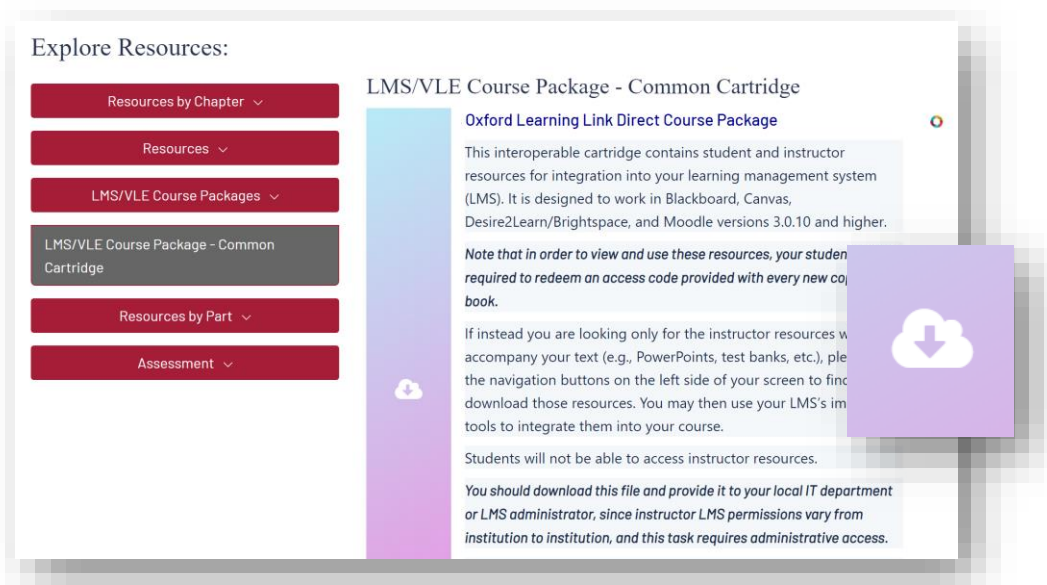
- [Integrating content into your LMS](#)
- [Getting Acquainted with Your Resources](#)
- [Student Registration](#)
- [Instructor FAQ](#)

Integrating and Accessing Oxford Content in Your LMS

Accessing your text's content in your school's LMS requires a one-time integration process. Follow these few simple steps to get started:

1. **Access your text's Instructor Resources on Oxford Learning Link**
 - A. Go to your text's Oxford Learning Link homepage at <https://learninglink.oup.com/access/morone-brief5e>
 - B. Click the link to **Instructor Resources**
 - C. When prompted, **log in** using your Oxford Learning Link credentials.
 - If you don't have a Learning Link account, contact your Oxford University Press representative or follow the prompts to create an account and request access to your title's resources.
 - If you have any trouble accessing Learning Link, call the **Learning Link support** line at (800) 445-9714.

2. **Locate and download the Oxford Learning Link Direct Course Package**
 - A. On the Instructor Resources screen, click "LMS/VLE Course Packages" to reveal a list of available course packages. Locate the cartridge labeled "Oxford Learning Link Direct Course Package".



- B. Click the download icon next to the "Oxford Learning Link Direct Course Package" to retrieve the package. It will download as a .zip file which includes the actual cartridge file and instructions for installation.

3. **Hand the course package zip file over to your local LMS administrator for installation.**
Your LMS administrator will need to **contact our support team for a key/secret** that will allow Oxford resources to be unlocked within your LMS.

4. Once Learning Link Direct is installed and the key/secret has been entered, **the Oxford University Press content can be imported into a course within your LMS** and you can then organize, delete, hide, or otherwise adjust the content settings.

***TIP: Provide your Oxford University Press representative with the name and contact information for your LMS administrator.** This will allow your representative and our Support team to facilitate the installation process and ensure that everything goes as smoothly as possible.

Need help? Contact the Digital Support Team at:

Email: LearningLinkDirectSupport@oup.com

Phone: 855-281-8749

Website: <https://oup.softwareassist.com/>

Digital Support Hours:

- Monday–Friday: 9:00am–11:00pm (EST)
- Saturday: 11:30am–8:00pm (EST)
- Sunday: 11:30am–11:00pm (EST)

INSTRUCTOR QUICK START GUIDE: GETTING ACQUAINTED WITH YOUR RESOURCES

What You'll Find in Your *By the People, Brief 5E Course*

Now that you've worked with your Administrator and unlocked Oxford content within your LMS, you can begin exploring your new resources!

Instructor access to Oxford's digital learning Resources for *By the People, Brief 5E* includes:

- **Oxford Insight Study Guide**, a personalized digital learning tool that reinforces key concepts from Oxford texts and encourages effective reading and study habits. See page 7-8 of this document for details.
- **An Enhanced e-Book** that combines high quality text content with multimedia and self-assessment activities to deliver a more engaging and interactive learning experience
- **Instructor's Manual**
- **Computerized Test Bank** provided in Diploma format (software included), making it easy to quickly assemble exams using any combination of publisher-provided and custom questions. It includes the Companion Website quiz questions.
- **Test Bank**
- **Downloadable Lecture and Art PowerPoint slides**
- **Videos** (approximately 5-10 mins each) focusing on recent and timely issues that are related to chapter topics in the text.
- **All of the student resources detailed on the following page**




What Your Students Will Find

Student access to Oxford's digital learning Resources for *By the People*, Brief 5E includes:

- **Oxford Insight Study Guide**, a personalized digital learning tool that reinforces key concepts from the text and encourages effective reading and study habits. This resource is designed to drive student engagement and optimize learning.
- **An Enhanced eBook** that combines high quality text content with multimedia and self-assessment activities to deliver a more engaging and interactive learning experience
- **Issue Navigator Features** offering an interactive way to explore data related to major issues in American politics today, allowing students to reflect on the sources of their own views and opinions.
- **NEW! Threaded Message Board Activities** that encourage civil debate on key topics presented in the Issue Navigators.
- **Interactive Media Activities** that reinforce key concepts with real-world situations, allowing students to be decision makers in political issues

OXFORD
insight study guide



(CONTINUED ON NEXT PAGE)

***NOTE:** activities and quizzes completed in the eBook are for self-study and do NOT report to a gradebook. Results will only be recorded for assessments assigned and accessed through your LMS Home or Assignments screen.

What Your Students Will Find

Student access to Oxford’s digital learning Resources for *By the People*, Brief 5E includes:

(CONTINUED FROM PREVIOUS PAGE)

- **Media Tutorials** presenting videos that address important contemporary issues, including civil rights, political participation, interest groups, executive orders, free trade and protectionism, and more.
- **NEW! “In the News” online features** that bring current news stories into the classroom with a new story offered each week.
- **Chapter Quizzes**—including both multiple-choice and essay questions—that test students’ grasp of the material.
- **Flashcard activities** that review and reinforce the many new terms introduced in each chapter
- **Key Terms Quizzes**
- **PowerPoint Presentations**
- **Videos and Weblinks**
- **Practice Tests**
- **Essay Questions**

OXFORD
insight study guide



***NOTE:** activities and quizzes completed in the eBook are for self-study and do NOT report to a gradebook. Results will only be recorded for assessments assigned and accessed through your LMS Home or Assignments screen.

Using Oxford Insight Study Guide

Your Oxford Learning Link Direct course package incorporates Oxford Insight Study Guide, a powerful, personalized digital learning tool designed to optimize your students' learning.

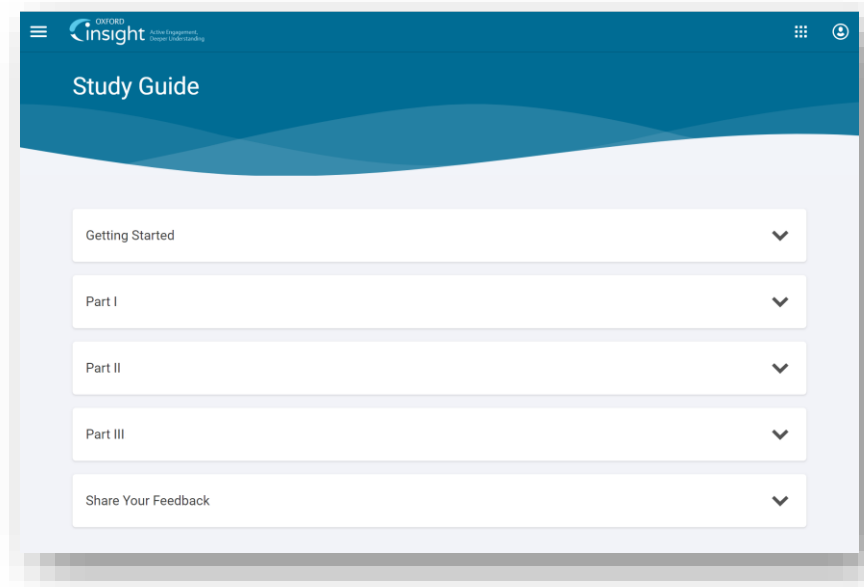
Use Oxford Insight Study Guide to:

- Drive engagement
- Reinforce understanding of core course materials
- Encourage effective reading and study habits
- Provide students with personal practice that prioritizes the areas where they need the most help



Navigating the Study Guide

- Click on the **Oxford Insight Study Guide** link in your LMS
- Review the **Getting Started** unit with the guide, an introductory walkthrough of the Insight Study Guide student experience.
- **A study guide module for each chapter of your text** can be accessed and assigned within the tool from your Study Guide homepage.
- Be sure to **Share Your Feedback** on your study guide experience via the brief survey at the bottom of the course. Encourage your students to do the same!

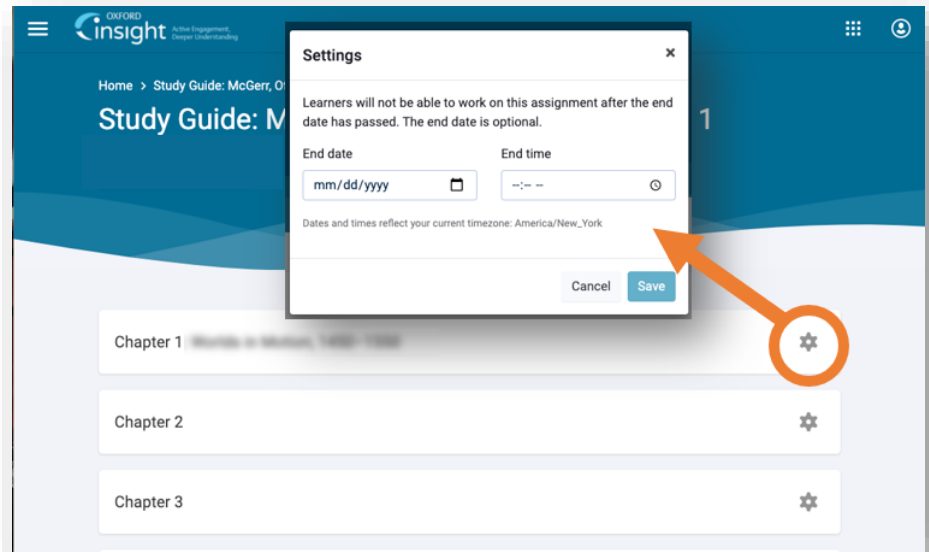


INSTRUCTOR QUICK START GUIDE: GETTING ACQUAINTED WITH YOUR RESOURCES

Assigning Content within Oxford Insight Study Guide

Chapter modules are easily assigned within the Study Guide via the schedule icon.

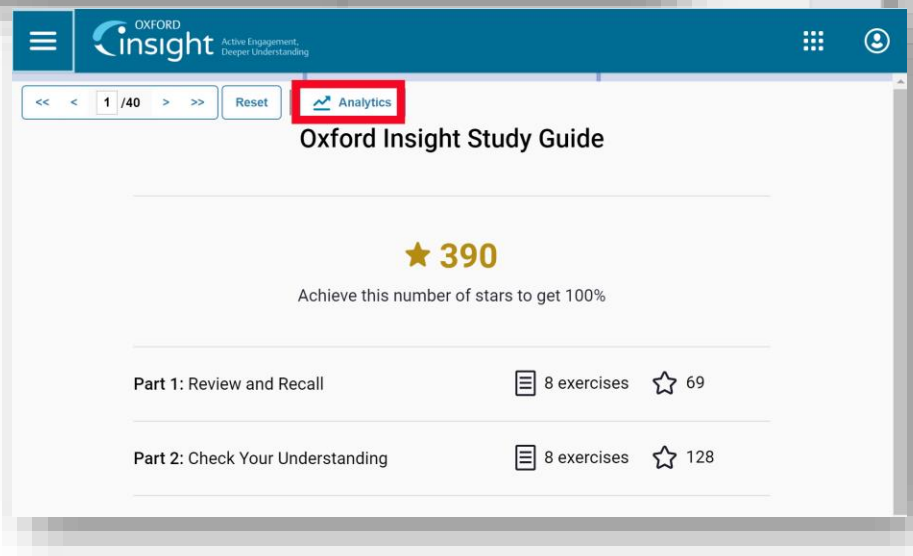
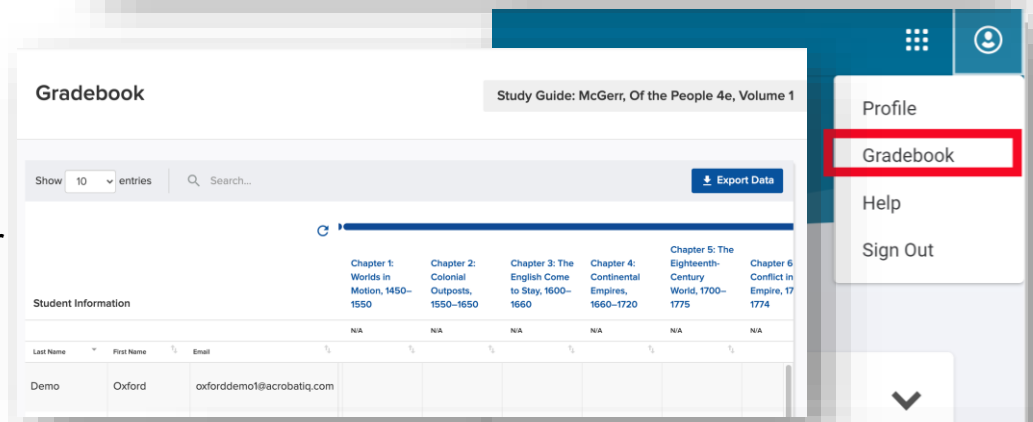
Students can not do work in an assigned chapter after the end date. They will only be able to access chapters past end dates in review mode.



Monitoring Student Progress

In the upper right of your home screen, you can access your instructor **Gradebook** Which will continually update to reflect students' progression toward their target score

Click into any chapter module from your home screen to access additional **Analytics** on how your class as whole is performing against chapter learning objectives



How Students Will Register for Your Course

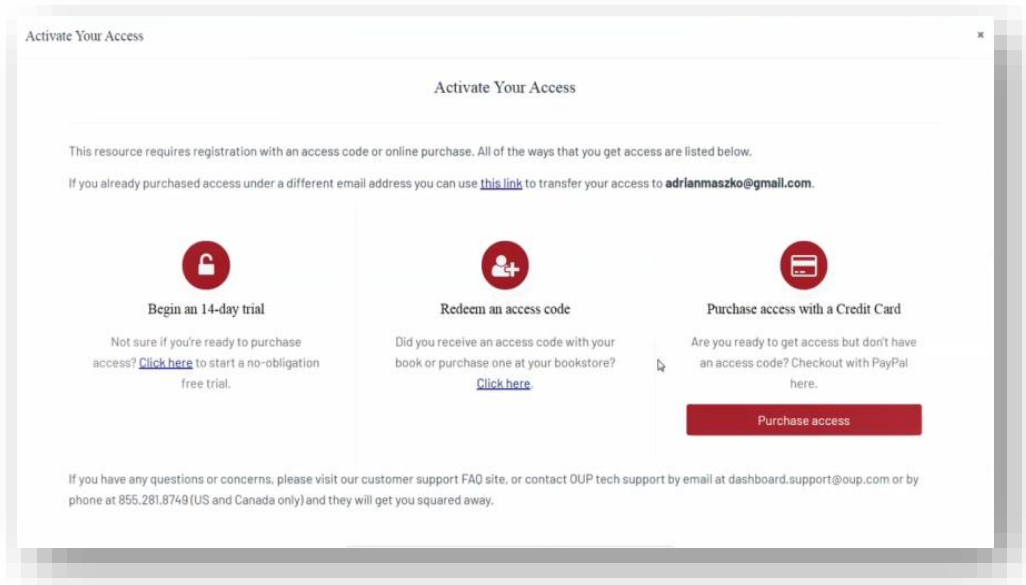
Have your students follow these 3 simple steps to activate their access to the Oxford materials in your LMS.

Step 1: Navigate

- First, log in to your institution's learning management system (LMS) and access your course.

Step 2: Activate Access

- The Oxford University Press resources will look a lot like the other resources in your course; however, the first time you encounter one that's protected you'll be asked to Activate your Access by entering a redemption code, purchasing access, or starting a free trial.



- **If you select “Redeem an access code”,** you’ll be prompted to enter the access code you received with the purchase of your book or through your bookstore and then hit “Redeem”. You’ll then have access for the duration of time denoted with the code.

Activate Your Access

Did you receive an access code with your book or purchase one at your bookstore?

Your access code is 16 characters, not including hyphens, and is not case sensitive. Access codes may typically only be redeemed only once. If you purchased a used book or rented a book, the previous owner may have already redeemed the code. If so, you can still purchase access here using your credit card or ask your local bookstore if they stock standalone access code cards.

xxxxxxx-xxxxxxx

Redeem

[Click here](#) to return to all of the ways that you get access to this and other protected resources.

If you have any questions or concerns, please visit our customer support FAQ site, or contact OUP tech support by email at dashboard.support@oup.com or by phone at 855.281.8748 (US and Canada only) and they will get you squared away.

- **If you select “Purchase access with a Credit Card”,** you’ll be prompted to checkout with PayPal. You will notice that much of the information has been populated.
- Finished entering your information, click “Continue,” and follow the prompts to process your purchase.

Are you ready to get access but don't have an access code? Checkout with PayPal here.

Complete the form below to complete your purchase on PayPal.com. No account is required for this process, you may choose to use one or checkout as a guest. If you meant to redeem an access code to access these protected resources please click here.

First Name:

Last Name:

Email:

Course Name:

Country:

State/Province/Region:

City: Address: Zip/Postal Code:

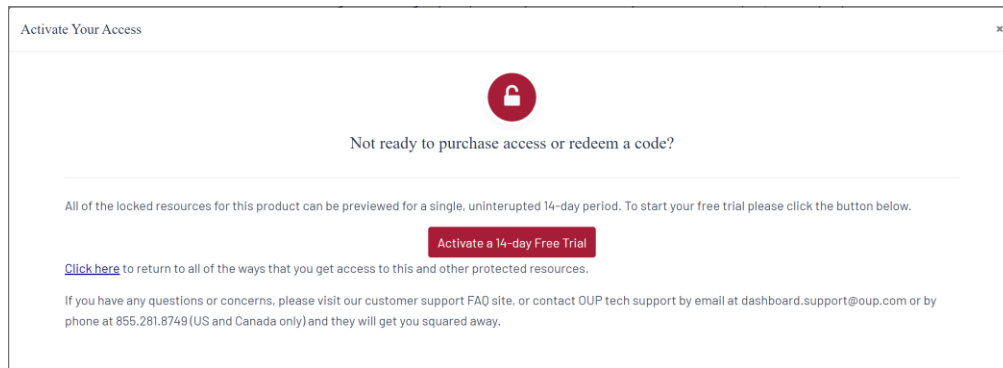
protected by reCAPTCHA

Continue

[Click here](#) to return to all of the ways that you get access this and other protected resources.

Note that no PayPal account is required for this process. You may choose to use one or checkout as a guest.

- **If you select “Begin a trial”, you will have full access to your Oxford course material for the duration of the trial length specified on the screen. After the completion of the trial period, you will be prompted to redeem an access code or purchase access in order to continue accessing protected content.**
 - OUP will automatically count down the days of your free trial
 - All of your work during the trial period will be saved!



Step 3: Use

- Return to your course in your institution’s LMS; then, **try opening the same resource that had been locked before.** Notice that it’s no longer locked!

Need help? Contact the Digital Support Team at:

Email: LearningLinkDirect.Support@oup.com

Phone: 855-281-8749

Website: <https://oup.softwareassist.com/>

Digital Support Hours:

- Monday–Friday: 9:00am–11:00pm (EST)
- Saturday: 11:30am–8:00pm (EST)
- Sunday: 11:30am–11:00pm (EST)

Instructor FAQ

Q: How do I integrate OUP digital content into my course via Learning Link Direct?

A: Follow the simple steps outlined in the [Gaining Access](#) section of this guide.

Q: How do my students access OUP digital content in my course?

A: Have your students follow the three simple steps outlined in the [Student Registration](#) section of this guide.

Q: Is access to the digital learning resources for this title included with new copies of the text?

A: Yes! **All new print and digital copies of the text automatically include a one-time-use access code that allows students to unlock our premium digital content** for no additional cost.

Q: What if my students purchased a used or old edition of the book?

A: If students decide to purchase a used book, OUP provides students with the option to purchase **stand-alone access** to our digital content. Our stand-alone pricing is **considerably more affordable** than our competitors stand-alone access and includes access to the e-book.

Q: What if my students are not prepared to purchase their text or stand-alone access at the start of the term?

A: Students who are not prepared to redeem their access code or purchase access at the start of the term will have the option to activate a 14-day free trial. Additional details can be found in the [Student Registration](#) section of this guide. This free trial option ensures that all students have access to an e-book and all of the material that they'll need for your class on day one.

Q: How long will my students have access to my Learning Link Direct course?

A: All students have access to OUP's digital content for **the duration of your course**.

Q: My school participates in an inclusive access program. Can I make these materials available as inclusive access?

A: Yes, OUP material can be made available for inclusive access programs thanks to our partnerships with major higher education bookstore retailers and e-learning delivery leaders. Contact your Oxford [Sales Representative](#), speak with a Representative from your institution's bookstore, or visit our [Inclusive Access info page](#) to find out more.

Q: Are there instructor materials beyond what's available in the interoperable course cartridge?

A: For your convenience, our interoperable cartridges include links to **instructor materials**. These materials can be viewed and often downloaded by you, the instructor. However, they cannot be accessed by students. If you wish to make an instructor resource visible to students, you should download the resource and then post it to a student module in your course.

Q: Are there any other steps I need to cover to make sure I get my Oxford resources up and running before the beginning of the term?

A: Make sure to check out the Implementation Checklist in your Getting Started materials to see a step-by-step listing of everything you need to get started with your course.

***NOTE:** The time-table for the Implementation Checklist is based on best practices. If you need to implement these sources in a narrower timeframe, our Digital Support Team is there to get you set up in no time at all!

Q: What do I do if I am having problems logging into my course?

A: If you can't login to your LMS or your course in your LMS, contact your local **LMS administrator**. If you're having trouble accessing Oxford content within your LMS, contact the OUP Digital Support team referenced previously.

Q: What technical support resources are available to my students?

A: Our dedicated Digital Support Team is available by phone and email to assist both instructors and students with technical questions. It is highly recommended that you **include the support team's contact information and website in your syllabus**, on your LMS homepage, and any start-of-term communications that you send to your students so that your students know where to turn for help.

- For support regarding **OUP content or access to OUP content**, contact our Digital Support Team at:
 - **Email:** LearningLinkDirect.Support@oup.com
 - **Phone:** 855-281-8749
 - **Website:** <https://oup.softwareassist.com/>
 - **Dashboard Support Hours:**
 - Monday–Friday: between 9:00am–11:00pm (EST)
 - Saturday: between 11:30am–8:00pm (EST)
 - Sunday: between 11:30am–11:00pm (EST)
- For questions related to **cartridge installation, non-OUP content, or adjusting your LMS settings around OUP's content**, contact your local LMS administrator.