

OXFORD learning cloud

Living Sociologically: Concepts and Connections

Welcome to Oxford Learning Cloud, formerly known as Dashboard, by Oxford University Press! To help you get off to a smooth start this term, this Student Quick Start Guide will cover the need-to-know information about using and accessing your Learning Cloud course.

What's Inside

- [Register for Your Course](#)
- [Getting Acquainted with Your Resources](#)
- [Where to Go for More Help](#)
- [Student FAQ](#)

How You Will Register for Your Course

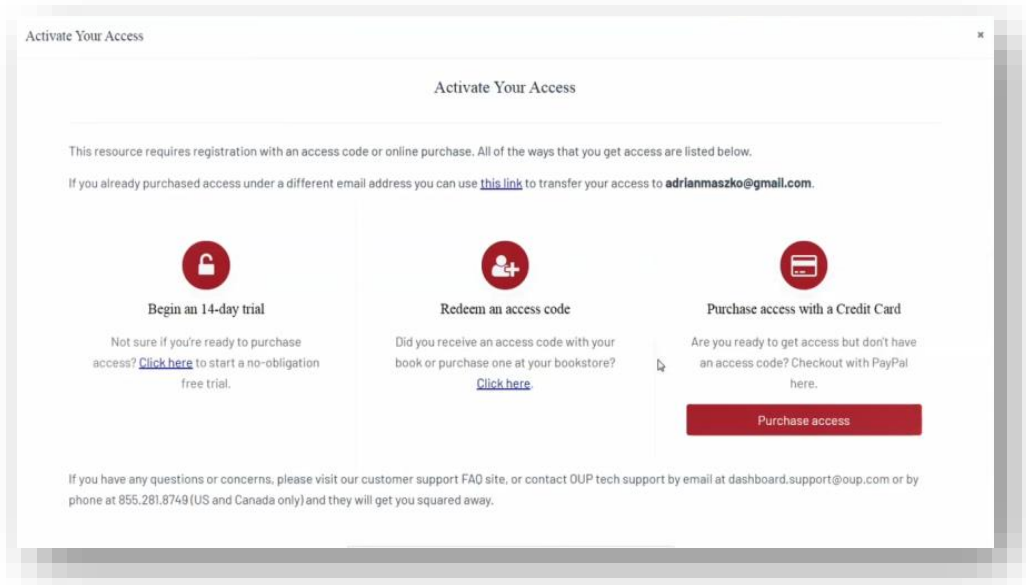
Follow these 3 simple steps to register and begin using your Learning Cloud course!

Step 1: Navigate & Login

- First, visit the unique URL for your Learning Cloud course provided by your instructor. For example: <https://oup.instructure.com/enroll/XXXXXX>
- Within your course, you'll be prompted to either login or create an OUP Instructure account.

Step 2: Activate Access

- Once you login, you're in the course. However, the first time you encounter 'locked' content, you'll be prompted to gain access by entering a redemption code, purchasing access, or starting a free trial.



STUDENT QUICK START GUIDE: REGISTER FOR YOUR COURSE

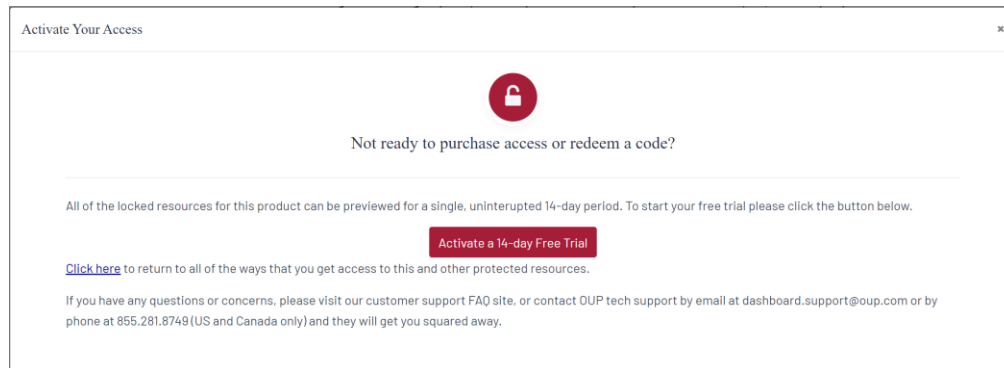
- **If you select “Redeem an access code”,** you’ll be prompted to enter the access code you received with the purchase of your book or through your bookstore and then hit “Redeem”. You’ll then have access for the duration of time denoted with the code.

Access cards in the printed book may refer to Oxford Learning Cloud by it’s former name, Dashboard. Note that unused Dashboard access code will still be valid for Learning Cloud.

- **If you select “Purchase access with a Credit Card”,** you’ll be prompted to checkout with PayPal. You will notice that much of the information has been populated.
- Finished entering your information, click “Continue,” and follow the prompts to process your purchase.

Note that no PayPal account is required for this process. You may choose to use one or checkout as a guest.

- **If you select “Begin a trial”,** you will have full access to your Learning Cloud course material for the duration of the trial length specified on the screen. **After the completion of the trial period, you will be prompted to redeem an access code or purchase access in order to continue accessing protected content.**
 - OUP will automatically count down the days of your free trial
 - All of your work during the trial period will be saved!



Step 3: Use

- After gaining access to ‘locked’ content, you’re now able to begin using Learning Cloud!

Need help? Contact the Digital Support Team at:

Email: LearningCloud.Support@oup.com

Phone: 855-281-8749

Website: <https://oup.softwareassist.com/>


Digital Support Hours:

- Monday–Friday: 9:00am–11:00pm (EST)
- Saturday: 11:30am–8:00pm (EST)
- Sunday: 11:30am–11:00pm (EST)

What You Will Find in Your Course

Learning Cloud for *Living Sociologically* includes:

- **Oxford Insight Study Guide**, a personalized digital learning tool that reinforces key concepts from your text and encourages effective reading and study habits.
- **The Enhanced eBook**—the accessible, multi-device enabled version of text with integrated "test yourself" quizzes and flashcards for self-study
- **Weekly “In the News” Quiz**: twice a week, OUP will post a current article from the news that relates sociology to a current event, and present students with a short quiz to engage with the reading
- **13 Media + Data Literacy Exercises**—developed by Ron Jacobs and Eleanor Townsley—which are interactive exercises designed to boost students’ critical thinking skills, particularly when it comes to how they read and interpret what they see and hear in the media every day
- **A Pop Culture Guide** that provides suggestions of movies, TV shows or podcasts that can be used to demonstrate a particular sociological concept
- **Interactive Flashcards**
- **Test Yourself Chapter Assessments**
- **Web Links**, chapter specific list of curated links
- **Glossary**
- **Connections to MCAT content**



Home

Assignments

Discussions

Grades

Files

Syllabus

Quizzes

Modules

Collaborations

***NOTE:** activities and quizzes completed in the eBook are for self-study and do NOT report to a gradebook. Results will only be recorded for assessments assigned and accessed through your LMS Home or Assignments screen.

Using Oxford Insight Study Guide

Your Oxford Learning Cloud course incorporates Oxford Insight Study Guide, a powerful, personalized digital learning tool designed to help you succeed in your course.

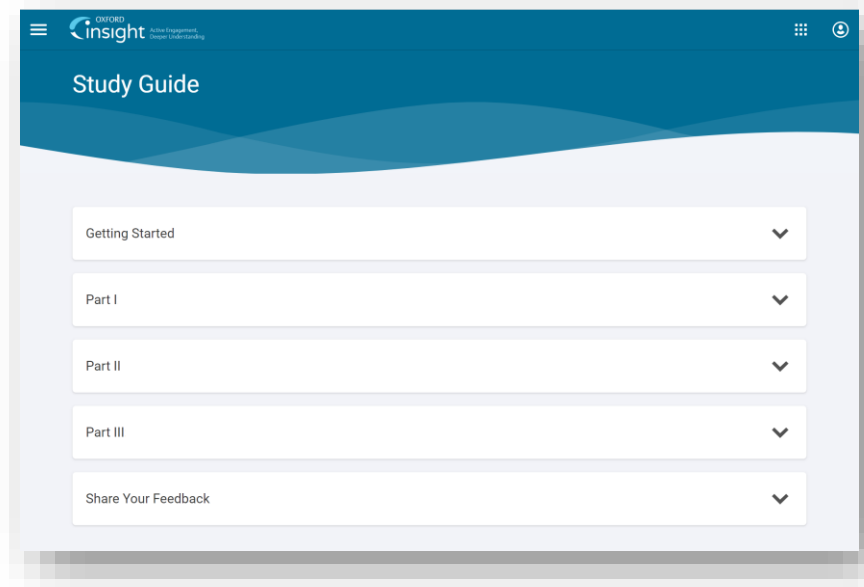
Use Oxford Insight Study Guide to:

- Check and reinforce your understanding of what you read in your textbook
- Get personal practice that prioritizes the areas where you need the most help
- Prepare for high-stakes exams in fun, game-like environment
- Optimize your learning—and your grades



Navigating the Study Guide

- Click on the **Oxford Insight Study Guide** module in your Oxford Learning Cloud course
- Review the **Getting Started** unit with the guide, an introductory walkthrough of the Insight Study Guide student experience.
- **A study guide module for each chapter of your text** can be accessed from your Study Guide homepage.
- Be sure to **Share Your Feedback** on your study guide experience via the brief survey at the bottom of the course.





Working Through A Study Guide Chapter

- Each chapter of the Study Guide consists of four parts, and each part has multiple exercises.
- As you progress through the Study Guide, **you'll be earning stars toward a target score**. Each Study Guide chapter has its own target score, and achieving the target score for a given chapter earns you a score of 100%.
- **After reading a chapter, work through Parts 1-3** of the Study Guide to cement your knowledge, check your understanding, and apply concepts.
- **Then come back to practice in Part 4, Personal Practice**, where you'll start with the areas that are the most challenging for you. You can practice as long as you need to in order to reach your target score.
- **If you wait 12 hours between completing Part 3 and starting Part 4, you will earn 50 extra bonus stars**. Spacing out your Study Guide sessions will help with long-term retention of the material.
- Feel free to leave and come back as many times as needed. Your progress is saved when you click the **Save and continue** button at the end of every exercise. When you return, you will find yourself at the beginning of the next exercise.



★ 365

Achieve this number of stars to get 100%



Part 1: Review and Recall

 10 exercises  75



Part 2: Check Your Understanding

 10 exercises  130

Part 3: Apply Your Knowledge

 2 exercises  112

Part 4: Your Personalized Practice

 35 exercises  Unlimited

Submitting your work in the Study Guide

Your instructor can view student progress through the guide and may assign modules as part of your required course work. There are three ways to submit your Study Guide work.

1. **Target score submission:** Once you have achieved the target number of stars for a Study Guide, it will automatically be submitted to the Oxford Insight gradebook with a score of 100%.
2. **Due date submission:** If your instructor has set a due date for the chapter, and you have not yet achieved the target score, your current score for that chapter is automatically submitted at 11:59 PM on the specified due date.
3. **Voluntary submission:** Any time after completing Parts 1-3, you may opt to submit your current score and finish the chapter before achieving the target score via the submit button.



After submission, subsequent visits to the Study Guide are in review mode. Review mode allows you to view the correct answers for all questions. Once in review mode, questions cannot be tried again and your score cannot be re-submitted.

STUDENT QUICK START GUIDE: WHERE TO GO FOR MORE HELP

Need help? Contact the Digital Support Team at:

Email: LearningCloud.Support@oup.com

Phone: 855-281-8749

Website: <https://oup.softwareassist.com/>

Digital Support Hours:

- Monday–Friday: 9:00am–11:00pm (EST)
- Saturday: 11:30am–8:00pm (EST)
- Sunday: 11:30am–11:00pm (EST)

Support Tips:

- Don't be shy about calling. Often the quickest and most efficient way to resolve your issue is by phone.
- Record the incident or case number that the Support team assigns to your question/request. Your instructor may ask for this if you are concerned that your issue may impact your ability to complete coursework
- If you are reaching out about difficulties registering with an access code, please be prepared to provide your code to the Support team.

Q: How do I register for my Learning Cloud course?

A: Follow the 3 simple steps listed in the [Register for Your Course](#) section to register begin using Learning Cloud.

Q: What technical support resources are available to me?

A: Our dedicated **Digital Support Team** is available by phone and email to assist students with technical questions. For support regarding Oxford content or gaining access to Oxford content, contact our Digital Support Team at:

- **Email:** LearningCloud.Support@oup.com
- **Phone:** 855-281-8749
- **Website:** <https://oup.softwareassist.com/>
- **Digital Support Hours:**
 - Monday–Friday: between 9:00am–11:00pm (EST)
 - Saturday: between 11:30am–8:00pm (EST)
 - Sunday: between 11:30am–11:00pm (EST)

Q: Is student access to Learning Cloud included with my copy of the book?

A: Yes! All new print and digital copies of the text automatically include a one-time-use access code that allows students to unlock Learning Cloud for no additional cost.

Q: How long can I access my Learning Cloud course?

A: All enrollments have access to their Learning Cloud for **the duration of your course.**

Q: Is it really worth accessing Learning Cloud for my course?

A: Yes! The resources, exercises, and activities in Learning Cloud will help you succeed in your course. In many cases your instructor may require you to complete work in Oxford Learning Cloud.

Q: Which internet browsers best support Learning Cloud use?

A: Learning Cloud works best with **Chrome** and **Firefox**. Use of Internet Explorer is strongly discouraged.

Q: What do I do if I am having problems logging into Learning Cloud?

A: If you cannot remember your password, you can follow the “[Forgot your password?](#)” link on the [Learning Cloud login page](#) to **recover your password**. Enter your username and press submit, and you will receive a password reset email to the email address associated with your account.

If you do not receive the email in a few minutes, this could be because you mistyped your username, your account's email address is not set or is incorrect, or the email was delayed or routed to your junk email folder. Check your Spam and Junk folders for the email. If you cannot find it you will need to contact Oxford's Digital Support Team.

The fastest way to get a response is to call our Digital Support Team at 855-281-8749. You can also [submit a new incident](#) online. Please be sure to include your Learning Cloud username in your request.