

# Instructor Syllabus Guide: McGerr

To make the integration of digital learning resources with Oxford Learning Link Direct into your course as simple as possible, we've provided language for you to incorporate into your syllabus. Feel free to copy-and-paste any and all info that will be helpful to you and your students!

## Description of Oxford University Press' Digital Learning Resources

In this course, we will be using *Of the People*, 4<sup>th</sup> Edition, by Michael McGerr et al. from Oxford University Press. All new purchases of this text (print or eBook) includes access to accompanying Oxford University Press's premium digital learning resources with Oxford Learning Link Direct that will allow you to engage first-hand with important content that will help you succeed in the course.

### Oxford University Press's Digital Learning Resources for *Of the People* includes:

- The Enhanced eBook
- Chapter quizzes
- PowerPoints
- US History Videos from the US History Library and Image Library
- Oxford First Source
- Note-taking guides and study guides, arranged by chapter, that focus on important content in each section and help stimulate learning
- Interactive maps for each chapter that focus on important topics such as the Atlantic Slave Trade, Indian Removals of the 1830s, Dust Bowl in the 1930s, and Freedom Riders in the 1960s
- Animated maps that deepen understanding of key developments in American history. Each animation is accompanied by quiz questions
- Video and Web Links with quizzes that assess comprehension of key topics in American history

## Student Registration

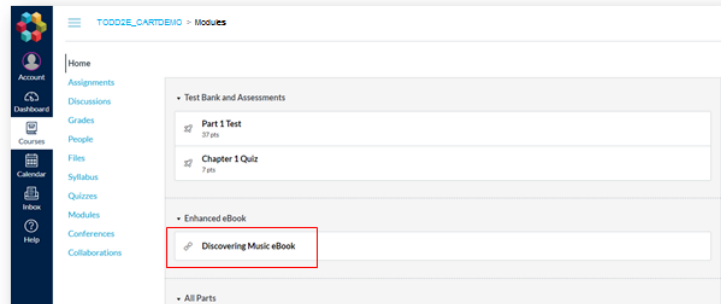
Follow these three simple steps to register and begin using Oxford University Press's digital learning resources!

### Step 1: Navigate

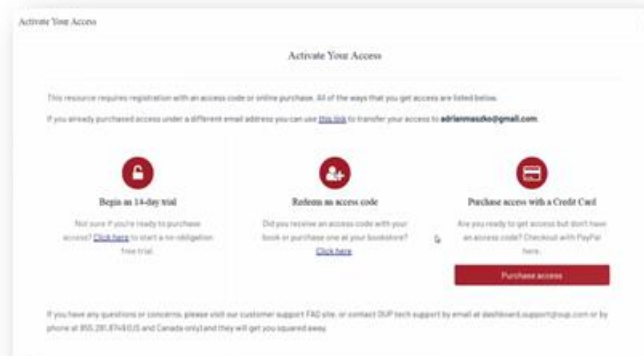
- First, login to your institution's learning management system (LMS) and access your course.

# Instructor Syllabus Guide: McGerr

## Step 2: Activate Access



- The Oxford University Press resources will look a lot like the other resources in your course; however, the first time you encounter one that's protected you'll be asked to Activate your Access.

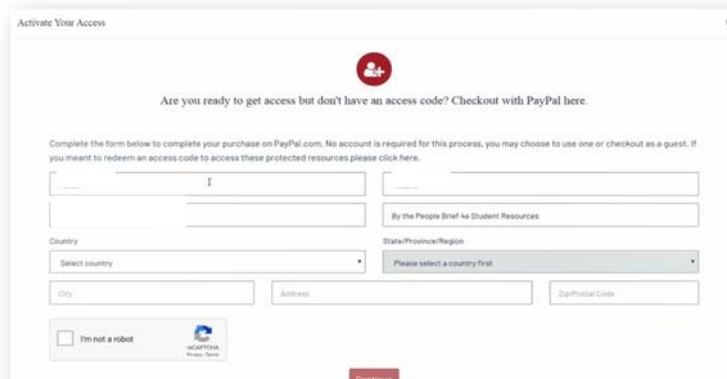


- When prompted to activate your access, you will have three options:
  1. Redeem an access code, which you may have purchased with a print text or separately
    - If you select “Redeem an access code”, you’ll be prompted to enter the code you received with the purchase of your book or through your bookstore and then hit “Redeem”. You’ll then have access for the duration of time denoted with the code.

# Instructor Syllabus Guide: McGerr



2. Purchase access with a credit/debit card or PayPal account
  - a. If you select “Purchase access with a Credit Card”, you’ll be prompted to checkout with PayPal. You will notice that much of the information has been populated for you already.
    - When you’ve finished entering your information, click “Continue”.
    - You’ll then see a purchase summary screen. Continue on to purchase access through PayPal.



3. Activate a free trial
  - a. If you select “Begin a trial”, you’ll be prompted to redeem an access code or purchase access if you attempt to access locked content after the completion of the trial period.
    - OUP will automatically count down the days of your free trial
    - You will be prompted to redeem or purchase at the end of the trial

# Instructor Syllabus Guide: McGerr

– All of your work during the trial period will be saved!

## Step 3: Use

Return to your course in your institution's LMS; then, try opening the same resource that had been locked before. Notice that it's no longer locked!

## Technical Support

If you run into any issues registering for, accessing, or working with Oxford's digital learning resources, please contact the Oxford University Press Support Team at:

- **Email:** [LearningLinkDirect.Support@oup.com](mailto:LearningLinkDirect.Support@oup.com)
- **Phone:** 855-281-8749
- **Website:** <https://oup.softwareassist.com/>