

Instructor Syllabus Guide: Adler

To make the integration of digital learning resources with Oxford Learning Link Direct into your course as simple as possible, we've provided language for you to incorporate into your syllabus. Feel free to copy-and-paste any and all info that will be helpful to you and your students!

Description of Oxford University Press' Digital Learning Resources

In this course, we will be using *Understanding Human Communication*, 14th Edition, by Donald B. Adler et al. from Oxford University Press. All new purchases of this text (print or eBook) includes access to accompanying Oxford University Press's premium digital learning resources with Oxford Learning Link Direct that will allow you to engage first-hand with important content that will help you succeed in the course.

Oxford University Press's Digital Learning Resources for *Understanding Human Communication* includes:

- The Enhanced eBook
- "On Your Feet" Activities, powered by GoReact
- Instructor-Created Activities, powered by GoReact
- 15 pre-tests and posts-tests, 20 questions each
- 15 chapter summaries, audio chapter summaries, and sets of flashcards
- Multiple matching quizzes for each chapter
- A set of exam prep questions for each chapter
- A Supporting Video Collection
- 16 Concept Animations
- Holistic self quizzes
- "Understanding Your Communication" activities

Student Registration

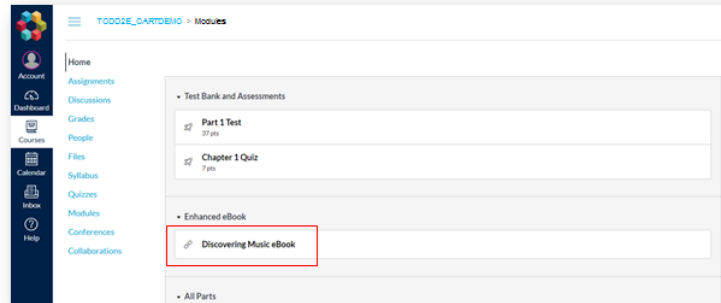
Follow these three simple steps to register and begin using Oxford University Press's digital learning resources!

Step 1: Navigate

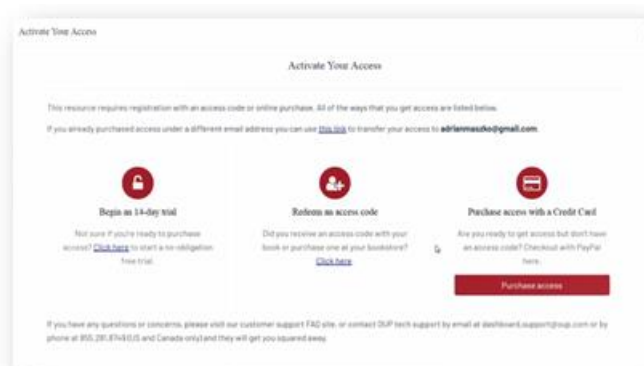
- First, login to your institution's learning management system (LMS) and access your course.

Step 2: Activate Access

Instructor Syllabus Guide: Adler



- The Oxford University Press resources will look a lot like the other resources in your course; however, the first time you encounter one that's protected you'll be asked to Activate your Access.

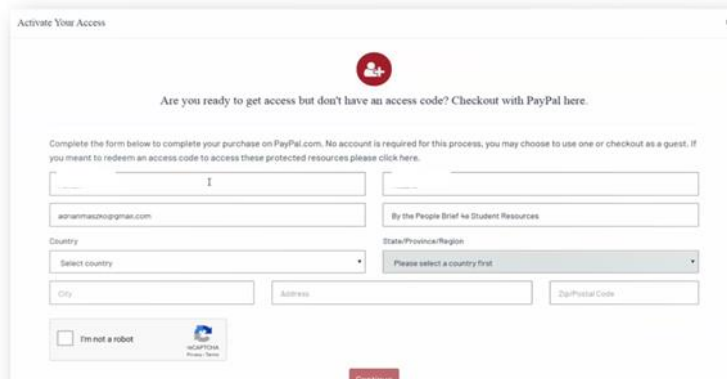


- When prompted to activate your access, you will have three options:
 1. Redeem an access code, which you may have purchased with a print text or separately
 - If you select "Redeem an access code", you'll be prompted to enter the code you received with the purchase of your book or through your bookstore and then hit "Redeem". You'll then have access for the duration of time denoted with the code.

Instructor Syllabus Guide: Adler



2. Purchase access with a credit/debit card or PayPal account
 - a. If you select “Purchase access with a Credit Card”, you’ll be prompted to checkout with PayPal. You will notice that much of the information has been populated for you already.
 - When you’ve finished entering your information, click “Continue”.
 - You’ll then see a purchase summary screen. Continue on to purchase access through PayPal.



3. Activate a free trial
 - a. If you select “Begin a trial”, you’ll be prompted to redeem an access code or purchase access if you attempt to access locked content after the completion of the trial period.
 - OUP will automatically count down the days of your free trial
 - You will be prompted to redeem or purchase at the end of the trial

Instructor Syllabus Guide: Adler

– All of your work during the trial period will be saved!

Step 3: Use

Return to your course in your institution's LMS; then, try opening the same resource that had been locked before. Notice that it's no longer locked!

Technical Support

If you run into any issues registering for, accessing, or working with Oxford's digital learning resources, please contact the Oxford University Press Support Team at:

- **Email:** LearningLinkDirect.Support@oup.com
- **Phone:** 855-281-8749
- **Website:** <https://oup.softwareassist.com/>