


**OXFORD**  
UNIVERSITY PRESS



# Student Quick Start Guide:

Oxford Learning Link Direct for Starr &  
Waterman, *American Popular Music*, 5<sup>th</sup> Edition

## What's Inside:

[Introduction](#)

[Student FAQ](#)

[Register for Your Course](#)

[Getting Acquainted with Your Resources](#)

[Where to Go for More Help](#)

# Introduction

**Welcome to Oxford University Press's digital resources!** To help you get off to a smooth start this term, this Student Quick Start Guide will cover the need-to-know information about using and accessing Oxford's digital resources that you can use in place of or in addition to your *Listening to Jazz, 2<sup>nd</sup> Edition*, textbook via Oxford Learning Link Direct.

## Who We Are

At **Oxford University Press, content comes first.** We create high-quality, engaging, and affordable digital material in a variety of formats to meet your unique course needs.

## What We Offer

All new print and digital copies of *American Popular Music, 5<sup>th</sup> Edition*, come with an access code that allows you to unlock a full suite of engaging and effective digital learning tools with Learning Link Direct.

Oxford University Press **takes your learning to the next level** with our digital resources that allow you to engage first-hand with Oxford's content, access study guides and other study tools, and check your knowledge and skill application with various assessments.



# Student FAQ

## Welcome to Oxford University Press's Digital Resources!

To help you get off to a smooth start this term, this Student FAQ will address some frequently asked questions about accessing and using the digital resources for *American Popular Music*, 5<sup>th</sup> Edition, by Larry Starr and Christopher Waterman!

### Q: How do I register for my *American Popular Music* course?

A: Follow the three simple steps listed in the [Register for Your Course](#) section to begin using Oxford's digital learning resources.

### Q: What technical support resources are available to me?

A: Our dedicated **Digital Support Team** is available by phone and email to assist students with technical questions. For support regarding Oxford content or gaining access to Oxford content, contact our Digital Support Team at:

- **Email:** [LearningLinkDirect.Support@oup.com](mailto:LearningLinkDirect.Support@oup.com)
- **Phone:** 855-281-8749
- **Website:** <https://oup.softwareassist.com/>
- **Digital Support Team Hours:**
  - Monday–Friday: between 9:00am–11:00pm (EST)
  - Saturday: between 11:30am–8:00pm (EST)
  - Sunday: between 11:30am–11:00pm (EST)

### Q: Is it really worth accessing OUP's digital learning resources for this course?

A: Yes! OUP's premium digital assets takes your learning to the next level and will help you succeed in your course. These digital learning solutions provide a variety of resources, exercises, and activities that drive and promote student success.

# Student FAQ

**Q: How long will I have access to Oxford University Press's digital learning tools for my book?**

**A:** You will have access to OUP's digital content for **the duration of your course**.

**Q: Is access to the digital learning resources for *American Popular Music* included if I purchase a new book?**

**A:** Yes! **All new print and digital copies of the text automatically include a one-time-use access code that allows students to unlock our premium digital content** for no additional cost.

**Q: What if I purchased a used or old edition of the book?**

**A:** If you purchased a used book, OUP provides you with the option to purchase **stand-alone access** to our digital content.

**Q: What if I'm not prepared to purchase the text or stand-alone access at the start of the term?**

**A:** Students who are not prepared to redeem their access code or purchase access at the start of the term will have the option to activate a 14-day free trial. Additional details can be found in the [Student Registration](#) section of this guide. This free trial option ensures that you'll have access to an eBook and all of the material that you'll need for your class on day one.

**Q: Which internet browsers best supports the use of OUP's digital learning resources?**

**A:** OUP's digital learning resources work best with **Chrome** and **Firefox**. Use of Internet Explorer is strongly discouraged.

**Q: What do I do if I am having problems logging into my course?**

**A:** If you can't login to your school's learning management system (LMS), contact your local IT department . If you're having trouble accessing Oxford content within your LMS, contact the OUP Digital Support team referenced previously.

# Student Registration

## How You Will Register for Your Course

Have your students follow these 3 simple steps to register and begin using Oxford University Press's digital learning resources for *American Popular Music*!

### Step 1: Navigate

- First, log in to your institution's learning management system (LMS) and access your course.

### Step 2: Activate Access

- The Oxford University Press resources will look a lot like the other resources in your course; however, the first time you encounter one that's protected you'll be asked to Activate your Access.

The screenshot shows a user interface for a course titled "TODD2E\_CARTDEMO" under the "Modules" section. On the left is a navigation sidebar with icons for Account, Dashboard, Courses, Calendar, Inbox, and Help. The main content area lists various course items:

- Home
- Assignments
- Discussions
- Grades
- People
- Files
- Syllabus
- Quizzes
- Modules
- Conferences
- Collaborations

The "Test Bank and Assessments" section includes:

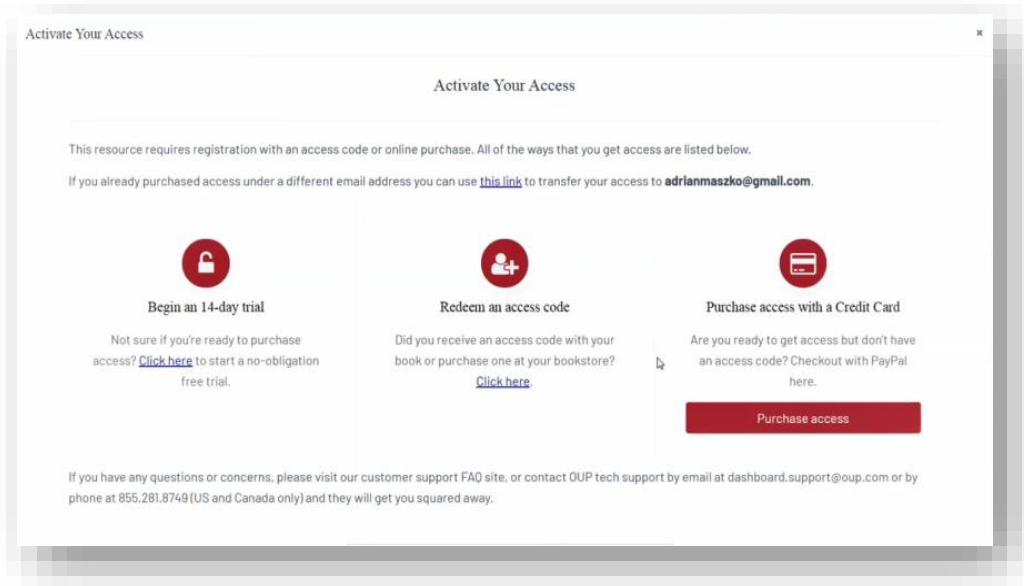
- Part 1 Test (37 pts)
- Chapter 1 Quiz (7 pts)

The "Enhanced eBook" section includes:

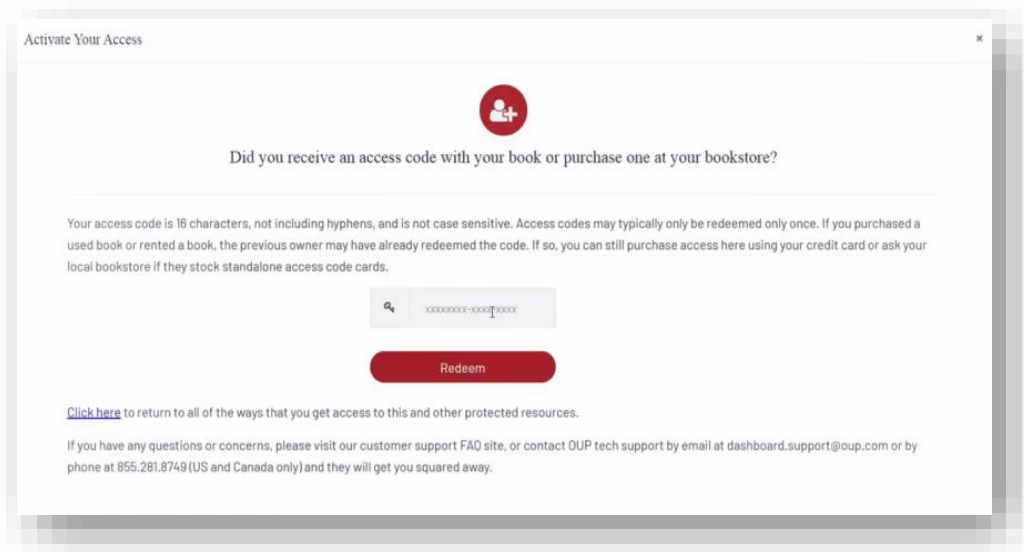
- Discovering Music eBook (highlighted with a red box)

The "All Parts" section is partially visible at the bottom.

# Student Registration



- When prompted to activate your access, you will have three options:
  1. Redeem an access code, which you may have purchased with a print text or separately
    - If you select “Redeem an access code”, you’ll be prompted to enter the code you received with the purchase of your book or through your bookstore and then hit “Redeem”. You’ll then have access for the duration of time denoted with the code.



# Student Registration

2. Purchase access with a credit/debit card or PayPal account
  - If you select “Purchase access with a Credit Card”, you’ll be prompted to checkout with PayPal. You will notice that much of the information has been populated for you already.
    - When you’ve finished entering your information, click “Continue”.
    - You’ll then see a purchase summary screen. Continue on to purchase access through PayPal.

The screenshot shows a web form titled "Activate Your Access" with a close button in the top right corner. At the top center is a red circular icon with a white person silhouette and a plus sign. Below the icon is the text: "Are you ready to get access but don't have an access code? Checkout with PayPal here." A horizontal line separates this from the main form area. The form contains the following elements: a paragraph of instructions: "Complete the form below to complete your purchase on PayPal.com. No account is required for this process, you may choose to use one or checkout as a guest. If you meant to redeem an access code to access these protected resources please click here."; two input fields for names, the first containing the letter 'I'; a dropdown menu for "Country" with the text "Select country"; a dropdown menu for "State/Province/Region" with the text "Please select a country first"; input fields for "City", "Address", and "Zip/Postal Code"; a checkbox labeled "I'm not a robot" next to a reCAPTCHA logo and "Privacy - Terms" link; and a red "Continue" button at the bottom center.

**\*NOTE: Make sure to register with the same school email address associated with your LMS account and NOT with a personal email address!**

# Student Registration

2. Activate a free trial
  - If you select “Begin a trial”, you’ll be prompted to redeem an access code or purchase access if you attempt to access locked content after the completion of the trial period.
    - OUP will automatically count down the days of your free trial
    - You will be prompted to redeem or purchase at the end of the trial
    - All of your work during the trial period will be saved!

## Step 3: Use

- Return to your course in your institution’s LMS; then, **try opening the same resource that had been locked before**. Notice that it’s no longer locked!

**Need more help?  
Contact the Digital Support Team at:**

**Email:** [LearningLinkDirect.Support@oup.com](mailto:LearningLinkDirect.Support@oup.com)

**Phone:** 855-281-8749

**Website:** <https://oup.softwareassist.com/>

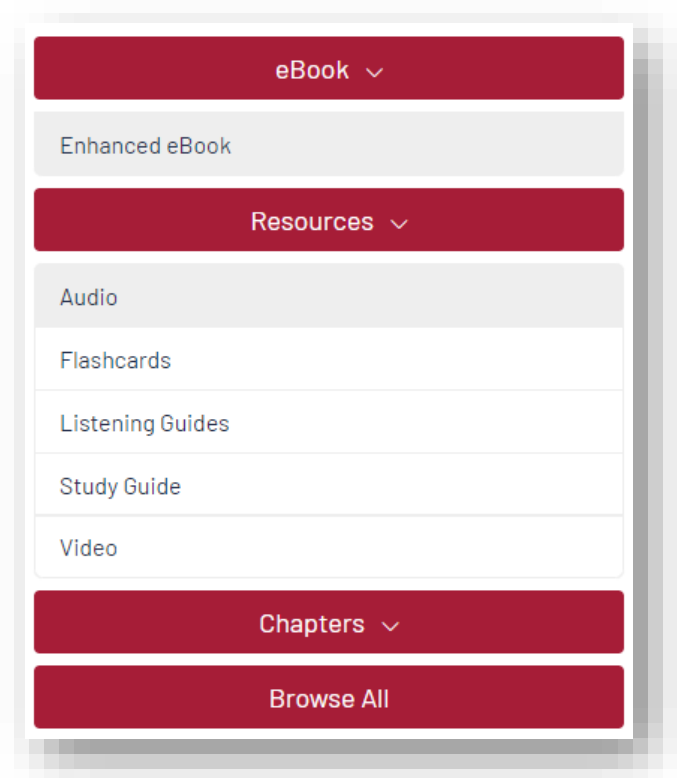


# Getting Acquainted with Your Resources

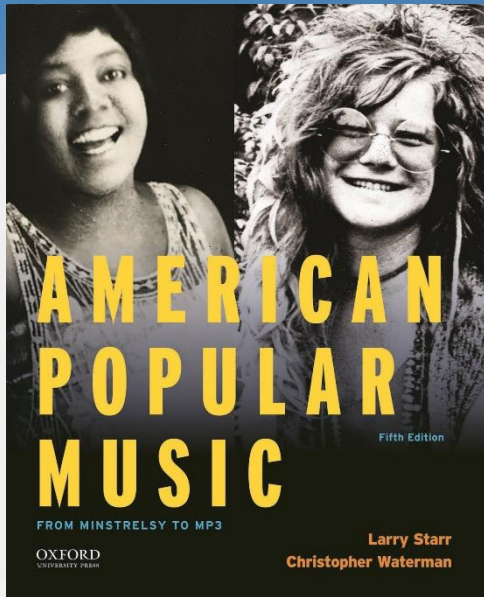
## What You Will Find in Your Course

Student access to Oxford's digital learning Resources for *American Popular Music* includes:

- An **Enhanced eBook** that integrates the text's engaging narrative with music and other media resources to enrich the course
- **Interactive listening guides** to help students follow along with music they're encountering for the first time
- **Historic performance videos** that bring content to life provide some additional social/cultural context
- **Audio interviews** and **documentaries**, both of which bring content to life and provide some additional social/cultural context
- **Auto-graded quizzes**



# Where to Go for More Help



**Having trouble logging into your school's learning management system (LMS)?**

**Contact your local IT department.**

**Having trouble accessing Oxford content within your LMS?**

**Contact Oxford University Press Digital Support at:**

**Email:** [LearningLinkDirect.Support@oup.com](mailto:LearningLinkDirect.Support@oup.com)

**Phone:** 855-281-8749

**Website:** <https://oup.softwareassist.com/>

**Digital Support Hours:**

- Monday–Friday: 9:00am–11:00pm (EST)
- Saturday: 11:30am–8:00pm (EST)
- Sunday: 11:30am–11:00pm (EST)